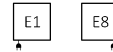




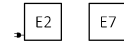
### Standardní připojení:



Elektrické radiátory

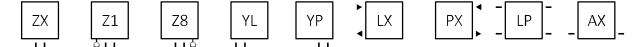


A ↓ 400÷600:

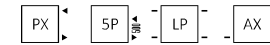


### Volitelné připojení:

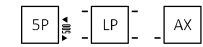
A ↓ 400÷500:



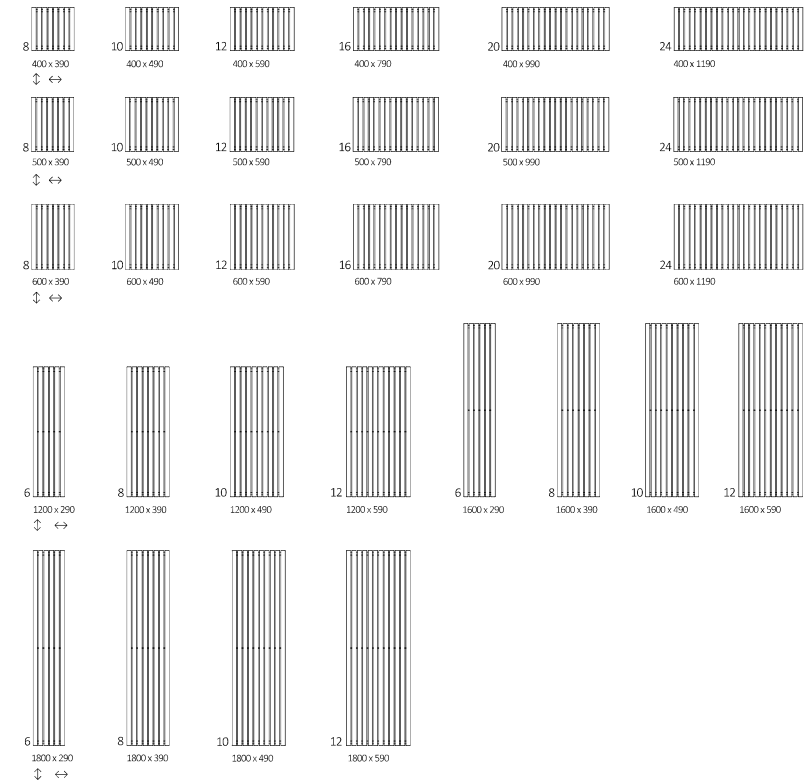
A ↓ 600÷1800 i B ↔ 390÷590:



B ↔ 290:



### Dostupné velikosti:






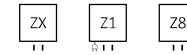
### Standardní připojení:



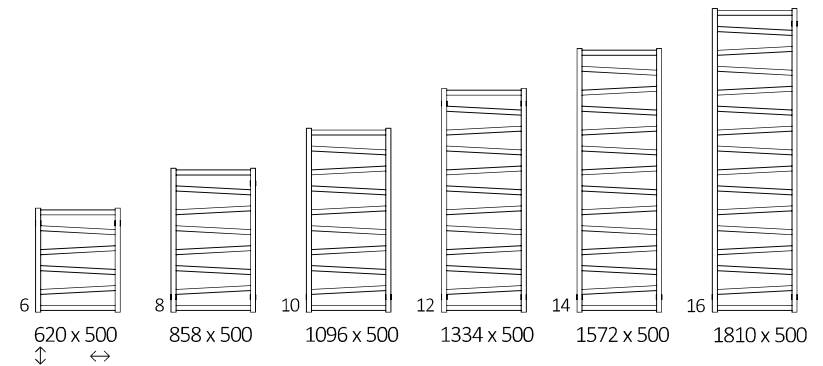
Elektrické radiátory



### Volitelné připojení:



### Dostupné velikosti:



### Specifikace:

Pracovní tlak: 800 kPa maximální provozní teplota 95°C

A ⇕	B ⇔	C1 [mm]	C2 [mm]	C3 [mm]	C5 [mm]	75/65/20°C [W]	55/45/20°C [W]	☺ [W]	D [mm]	E [mm]	F [mm]	📏 [dm²]	📖 [kg]	Kód produktu
620	500	50	470	580	500	240	129	200	470	440	90	3,05	5,58	HLWGZGT062050
858	500	50	470	818	500	320	172	300	470	678	90	4,13	7,44	HLWGZGT085050
1096	500	50	470	1056	500	406	218	400	470	916	90	5,21	9,29	HLWGZGT109050
1334	500	50	470	1294	500	490	263	600	470	1154	90	6,30	11,15	HLWGZGT133050
1572	500	50	470	1532	500	582	311	600	470	1392	90	7,38	13,01	HLWGZGT157050
1810	500	50	470	1770	500	664	354	600	470	1630	90	8,50	14,90	HLWGZGT181050